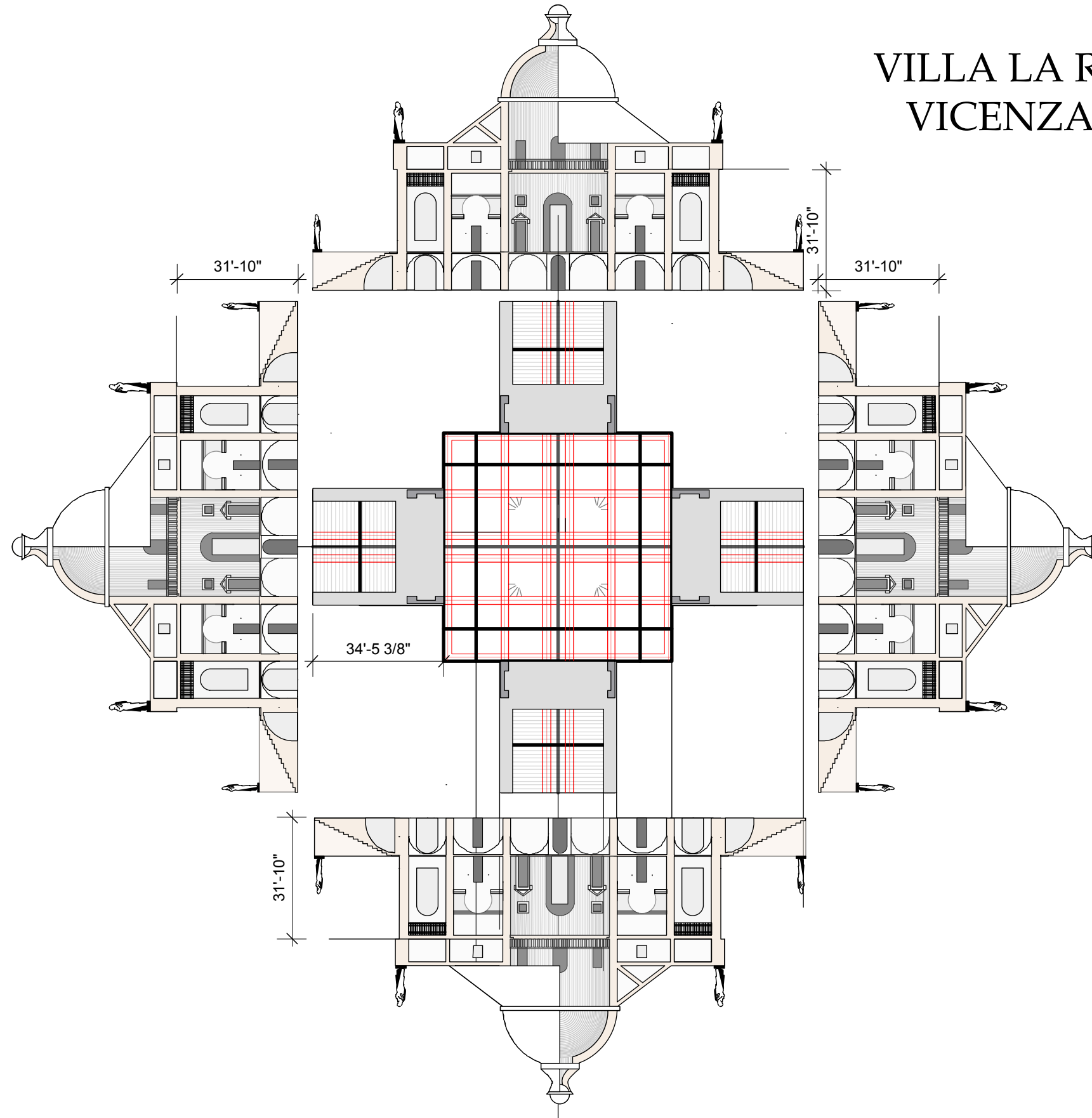


# VILLA LA ROTONDA VICENZA, ITALIA



*Project-*  
VILLA LA ROTONDA

CORCORAN  
COLLEGE OF  
ART + DESIGN

Designer:  
Jay Pastore


Instructors:  
Clare Brown  
Philip Brady

Date:  
June 2013

Scale:  
As Noted

P

VE-001



## Table of Contents

VE-005.....Architectural Grid

VE-007.....Center Level Floor Plan

VE-009.....Top Level Floor Plan

VE-011.....Lower Level Floor Plan

VE-013.....Building Center Section Elevation

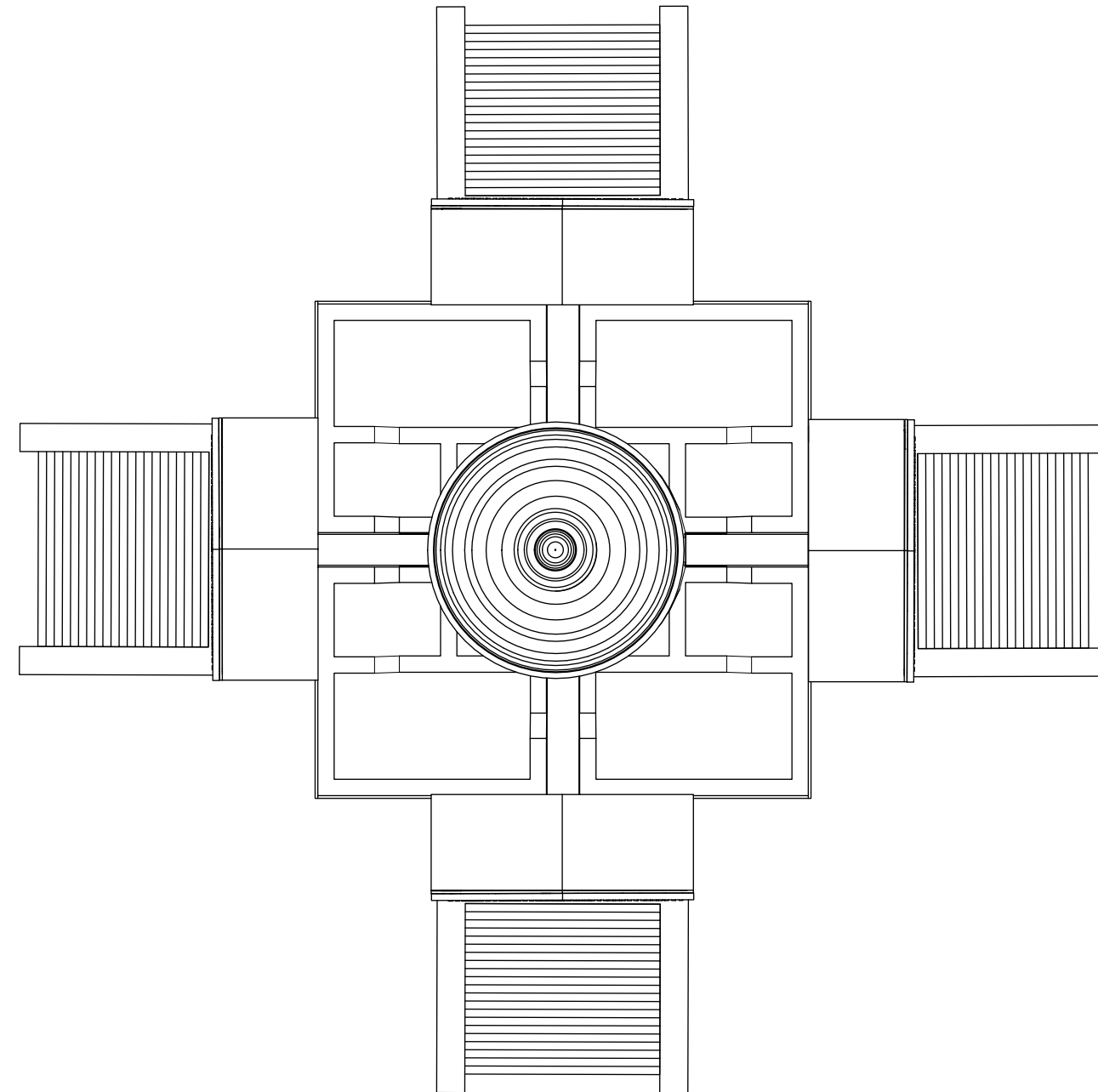
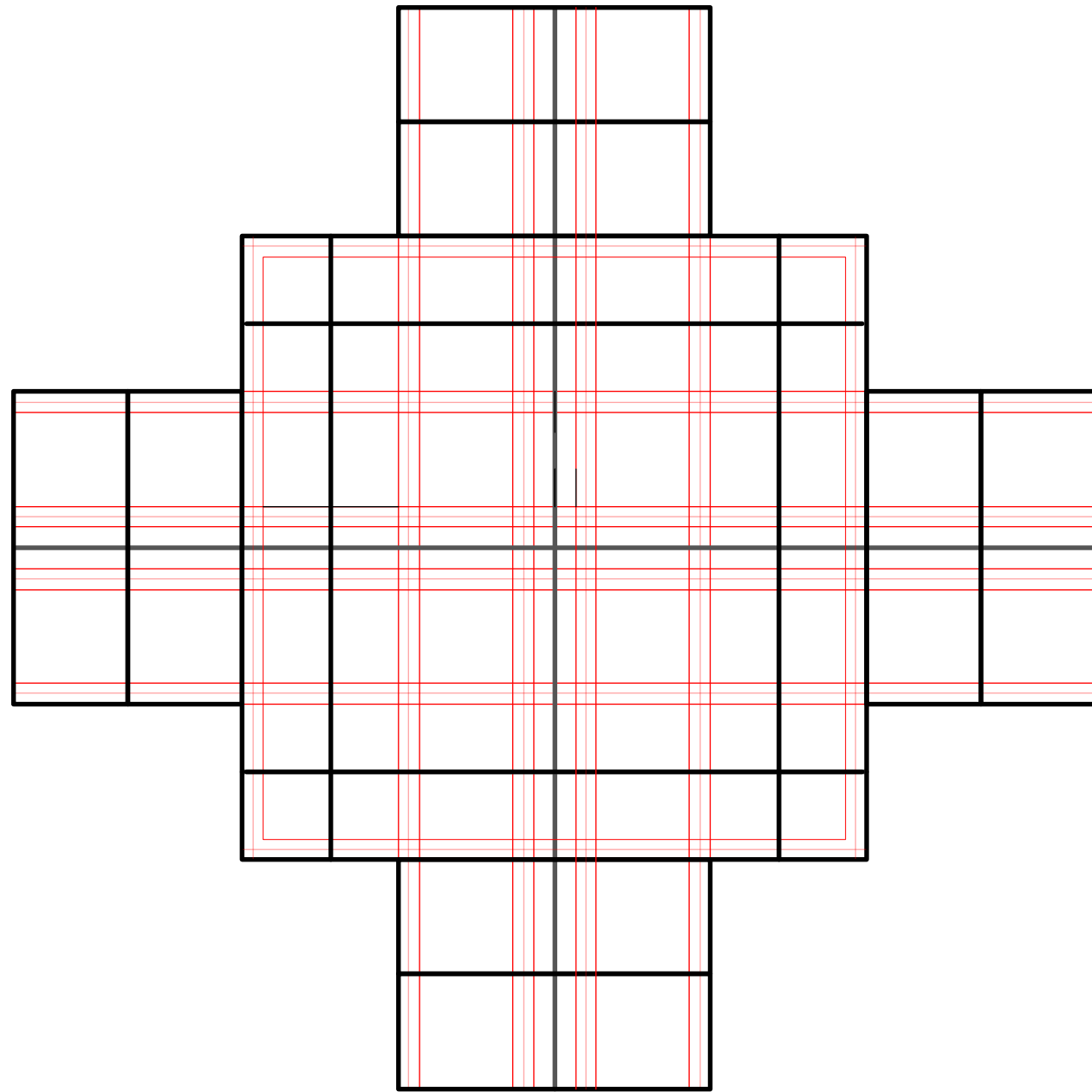
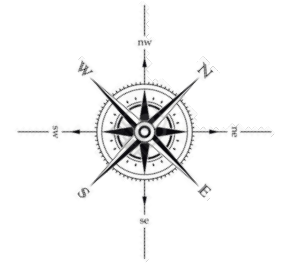
VE-015.....Exterior Elevation

VE-017.....3-D View Center Floor Gallery A

VE-019.....3-D View Center Floor Gallery B

VE-021.....3-D Exterior View

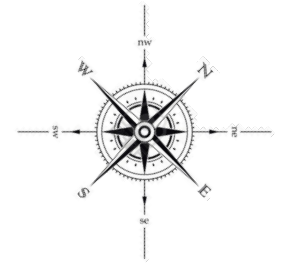
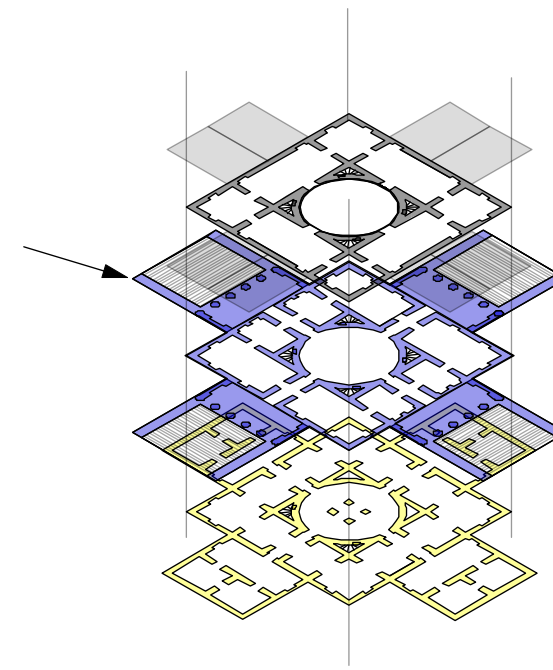
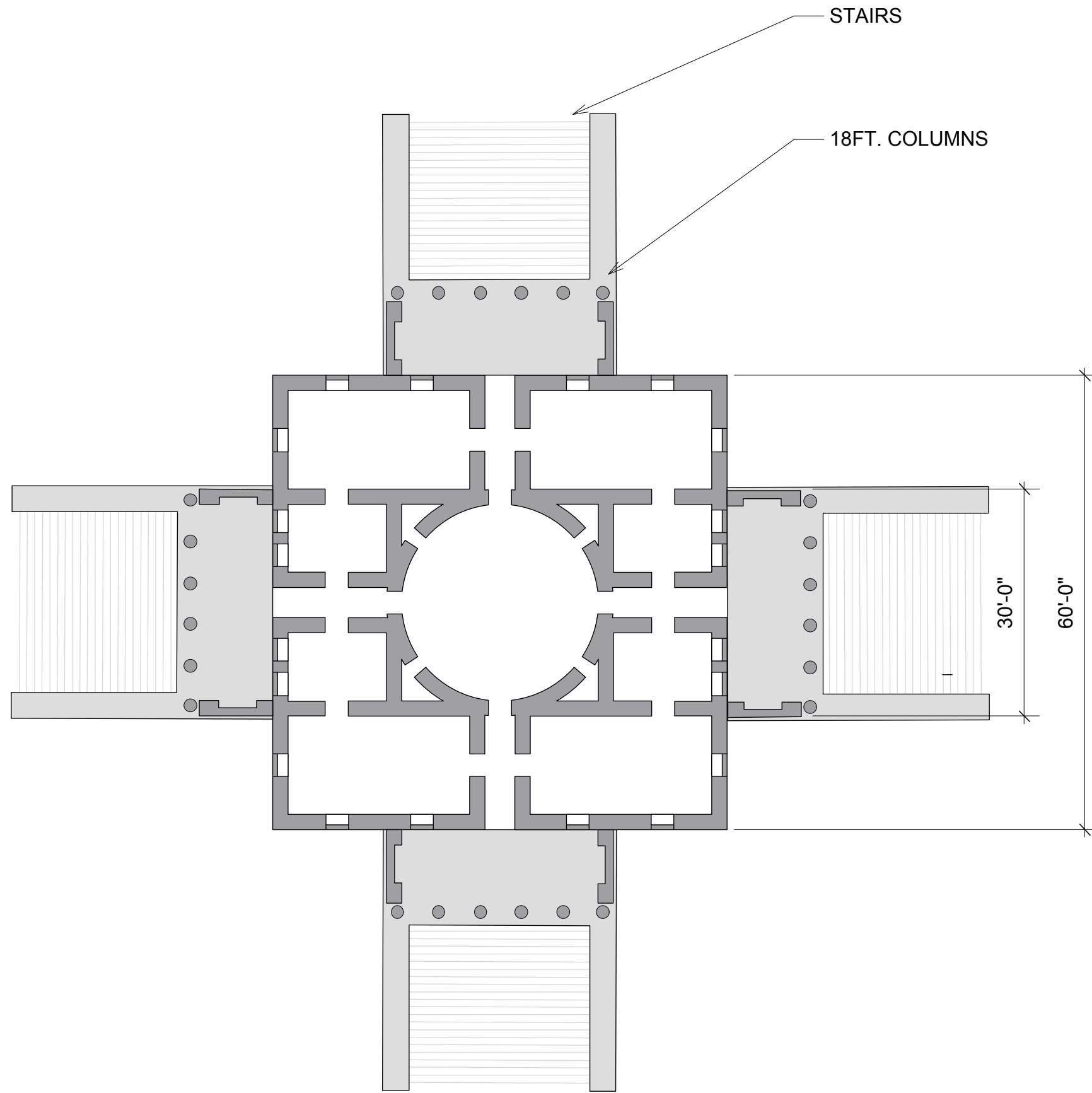
Project- VILLA LA ROTONDA	TABLE OF CONTENTS
CORCORAN COLLEGE OF ART + DESIGN	
Designer: Jay Pastore	
Instructors: Clare Brown Philip Brady	
Date: June 2013	
Scale: As Noted	
P	
VE-003	



1 ARCHITECTURAL GRID  
Sht-2 Scale: 1/16" = 1'-0"

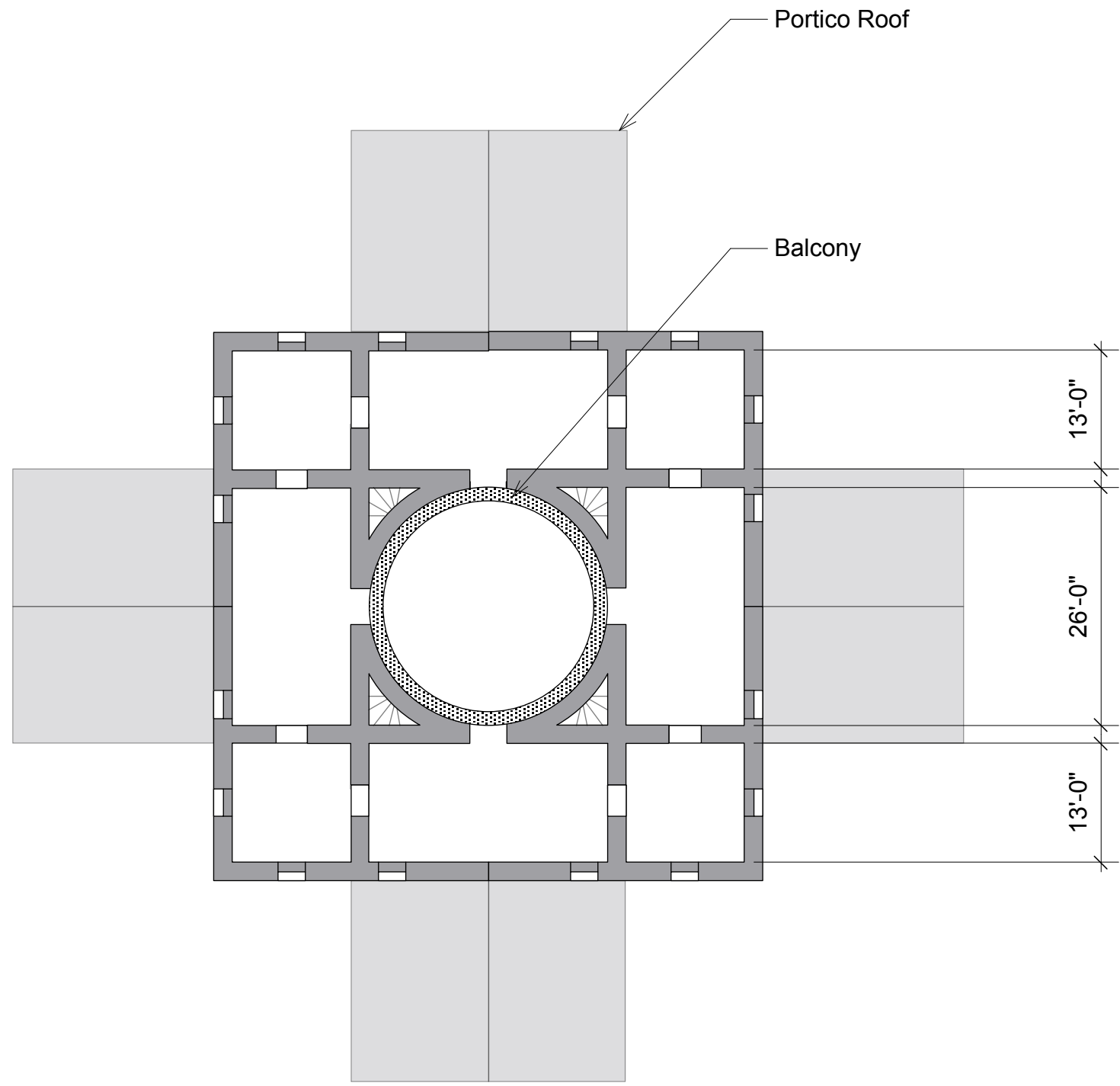
2 BUILDING TOP PLAN VIEW  
Sht-2 Scale: 1" = 20 ft

<i>Project-</i> <b>VILLA LA ROTONDA</b>	
<b>ARCHITECTURAL GRID</b>	
CORCORAN COLLEGE OF ART + DESIGN	
Designer: Jay Pastore	
Instructors: Clare Brown Philip Brady	
Date: June 2013	
Scale: As Noted	
<b>P</b>	
<b>VE-005</b>	

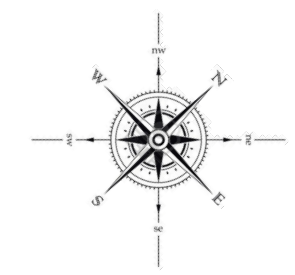
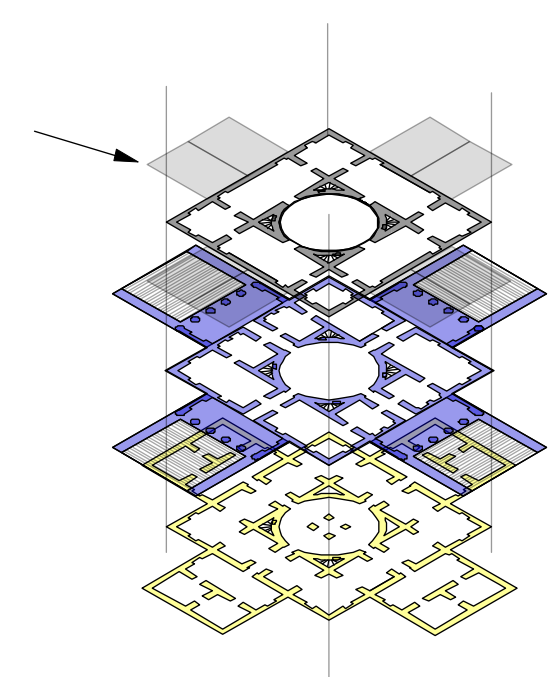


1 CENTER FLOOR - FLOOR PLAN  
Sht-3 Scale: 1/16" = 1'-0"

<p><i>Project-</i> <b>VILLA LA ROTONDA</b></p>	<p><b>CENTER LEVEL FLOOR PLAN</b></p>
<p>CORCORAN COLLEGE OF ART + DESIGN</p>	
<p>Designer: Jay Pastore</p>	
<p>Instructors: Clare Brown Philip Brady</p>	
<p>Date: June 2013</p>	
<p>Scale: As Noted</p>	
<p><b>P</b></p>	
<p><b>VE-007</b></p>	

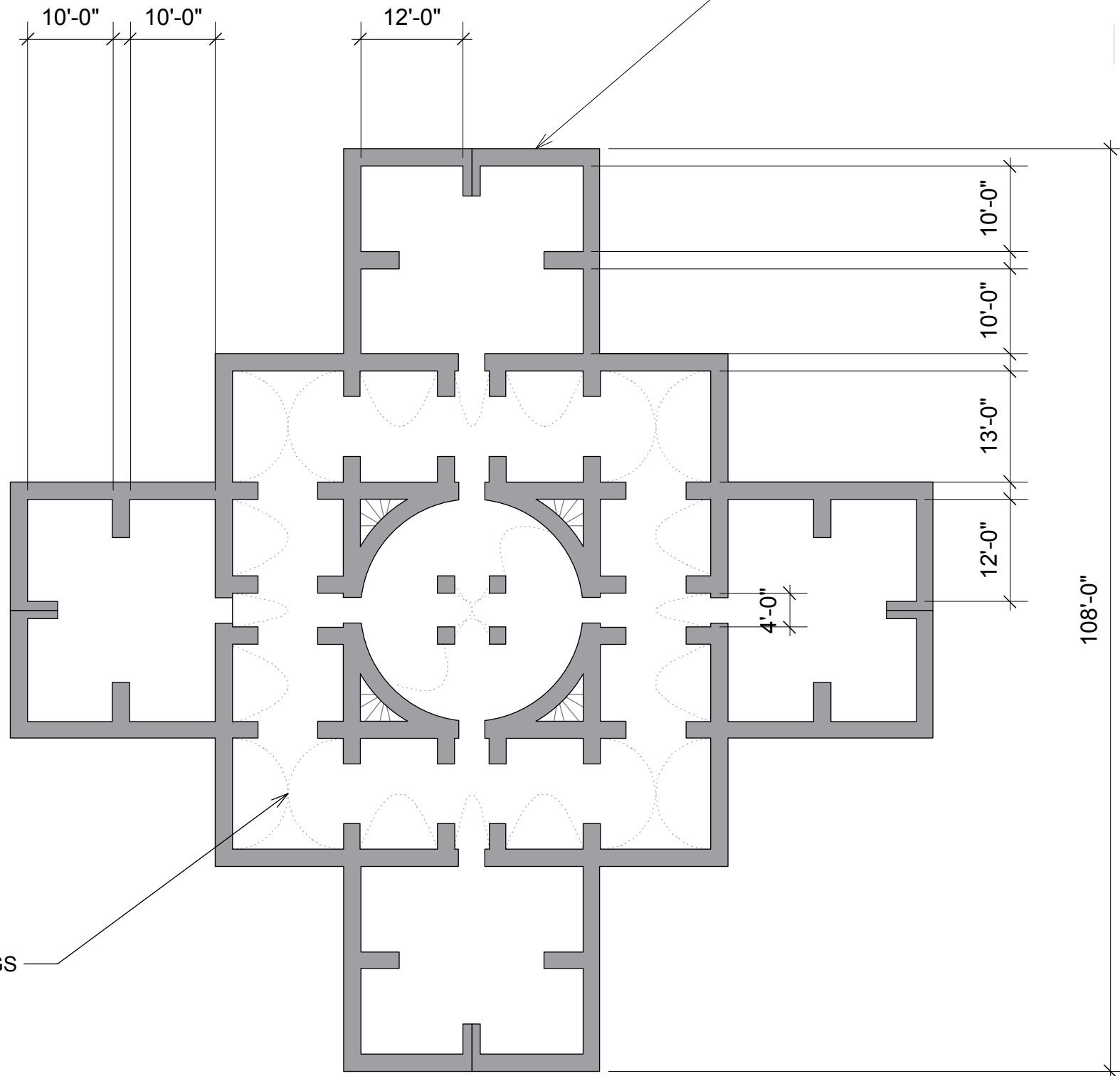


1 UPPER FLOOR - FLOOR PLAN  
Sht-4 Scale: 1/16" = 1'-0"


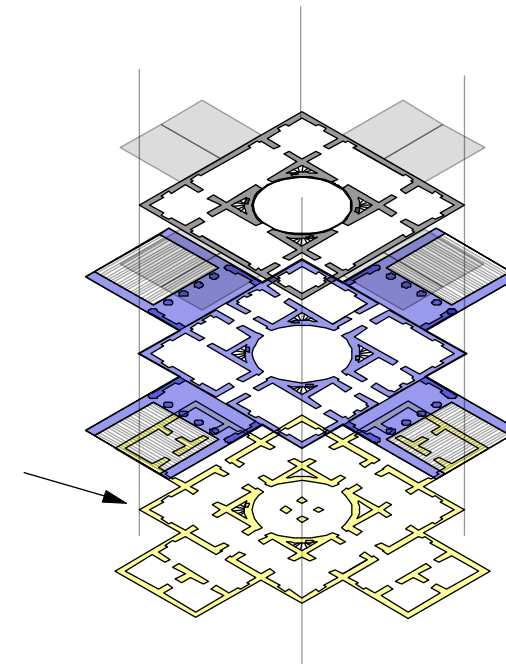


<p><i>Project-</i> <b>VILLA LA ROTONDA</b></p>	<p><b>TOP LEVEL FLOOR PLAN</b></p>
<p>CORCORAN COLLEGE OF ART + DESIGN</p>	
<p>Designer: Jay Pastore</p>	
<p>Instructors: Clare Brown Philip Brady</p>	
<p>Date: June 2013</p>	
<p>Scale: As Noted</p>	
<p><b>P</b></p>	
<p><b>VE-009</b></p>	

ALL WALLS ARE 2 FT. THICK




VAULTED CEILINGS



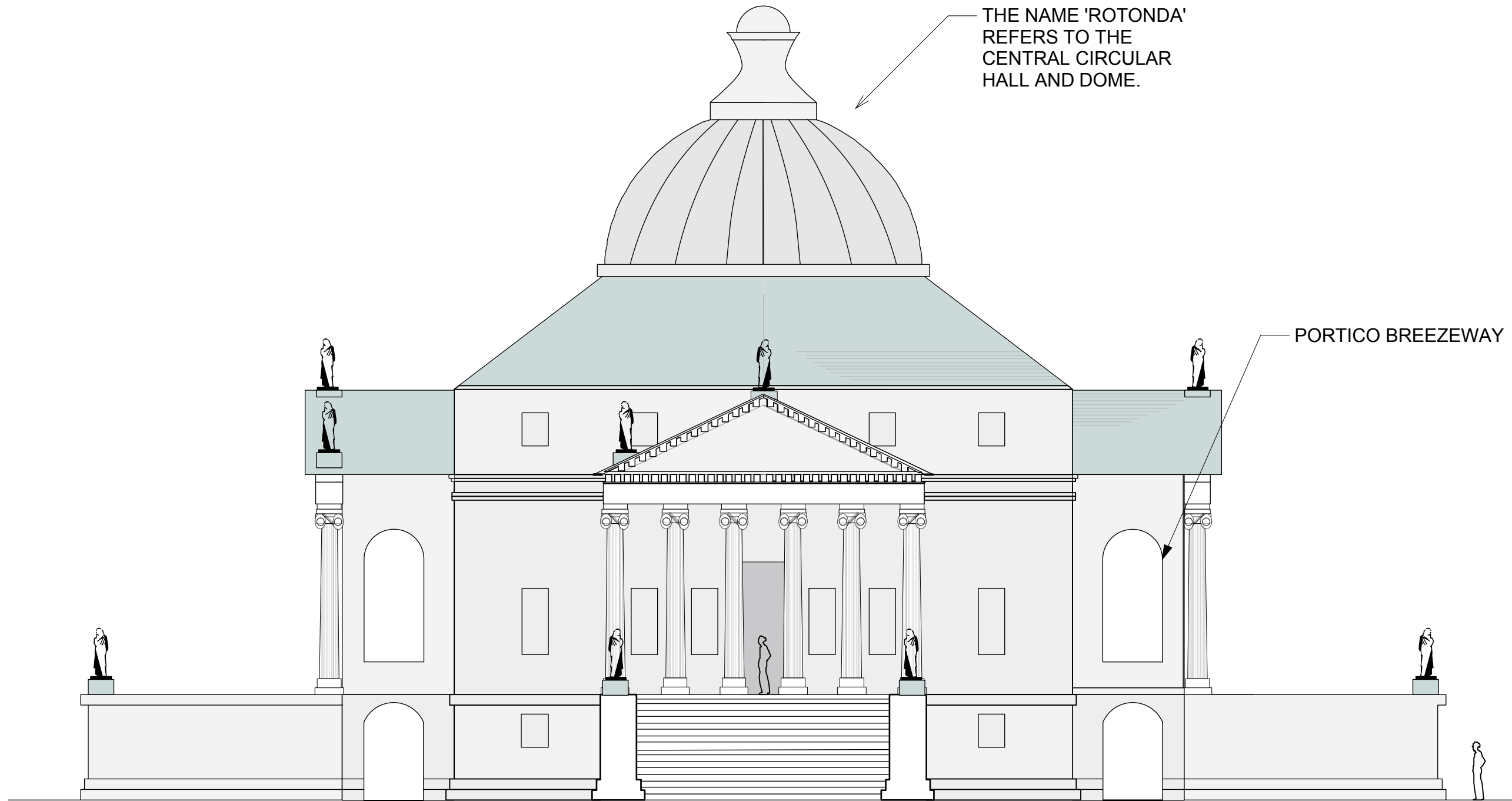
1 LOWER FLOOR - FLOOR PLAN  
Sht-5 Scale: 1/16" = 1'-0"

<i>Project-</i> <b>VILLA LA ROTONDA</b>	
<b>LOWER LEVEL FLOOR PLAN</b>	
CORCORAN COLLEGE OF ART + DESIGN	
Designer: Jay Pastore	
Instructors: Clare Brown Philip Brady	
Date: June 2013	
Scale: As Noted	
<b>P</b>	
<b>VE-011</b>	



1 CENTER SECTION VIEW  
Sht-6 Scale: 3/32" = 1'-0"

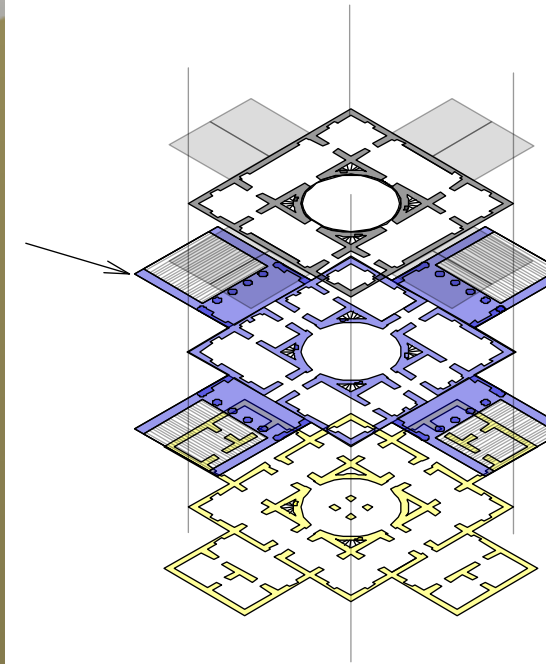
Project- <b>VILLA LA ROTONDA</b>	CENTER SECTION VIEW
CORCORAN COLLEGE OF ART + DESIGN	
Designer: Jay Pastore	
Instructors: Clare Brown Philip Brady	
Date: June 2013	
Scale: As Noted	
<b>P</b>	
<b>VE-013</b>	



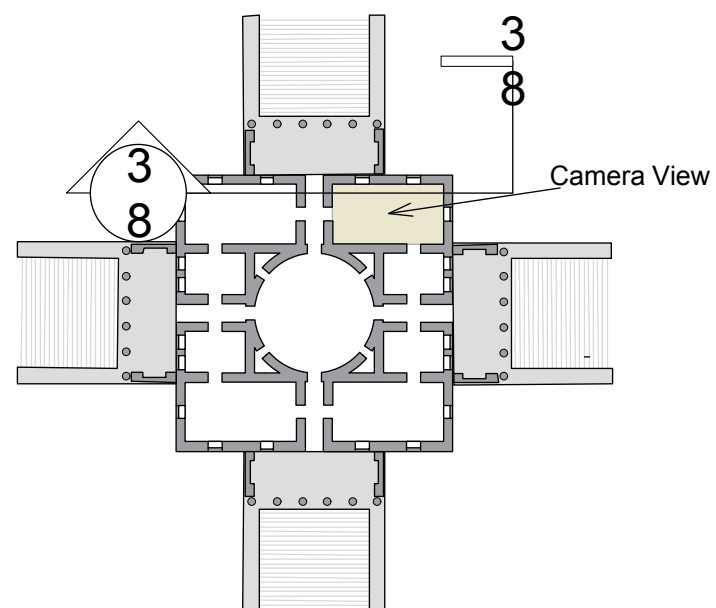
1 EXTERIOR ELEVATION  
Sht-7 Scale: 3/32" = 1'-0"

Project- VILLA LA ROTONDA	EXTERIOR ELEVATION
CORCORAN COLLEGE OF ART + DESIGN	
Designer: Jay Pastore	
Instructors: Clare Brown Philip Brady	
Date: June 2013	
Scale: As Noted	
P	
VE-015	






1 3-D RENDERING GALLERY A  
Sht-8 Scale: 1/32" = 1'-0"

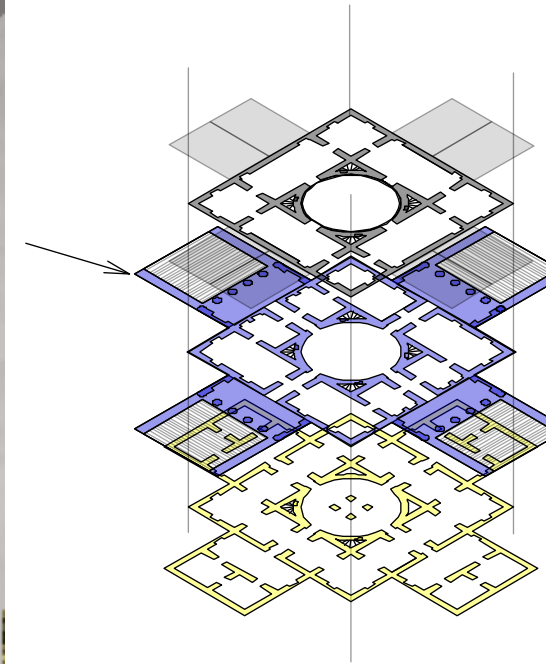


2 SECTION ELEVATION CENTER FLOOR GALLERIES  
Sht-8 Scale: 1:500

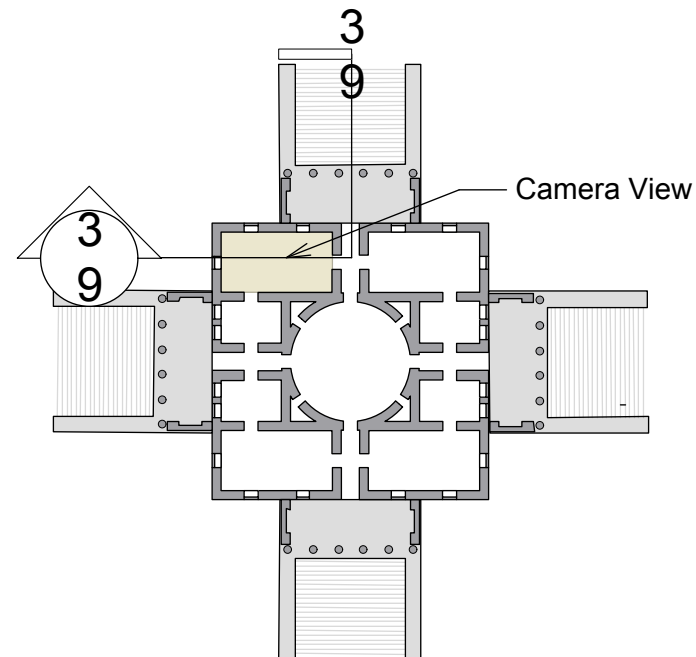


3 SECTION ELEVATION CENTER FLOOR GALLERIES  
Sht-8 Scale: 1/16" = 1'-0"


Project- <b>VILLA LA ROTONDA</b>	
3-D VIEW CENTER LEVEL GALLERY B	
CORCORAN COLLEGE OF ART + DESIGN	
Designer: Jay Pastore	
Instructors: Clare Brown Philip Brady	
Date: June 2013	
Scale: As Noted	
<b>P</b>	
<b>VE-017</b>	



1 3-D RENDERING GALLERY B  
Sht-9 Scale: 1/32" = 1'-0"

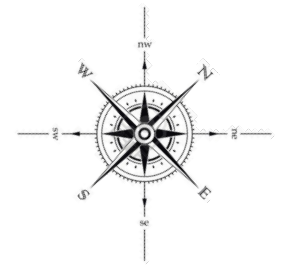



2 SECTION ELEVATION CENTER FLOOR GALLERIES  
Sht-9 Scale: 1:500



3 SECTION ELEVATIONS CENTER FLOOR GALLERIES  
Sht-9 Scale: 1/16" = 1'-0"

Project- <b>VILLA LA ROTONDA</b>	
3-D VIEW CENTER LEVEL GALLERY B	
CORCORAN COLLEGE OF ART + DESIGN	
Designer: Jay Pastore	
Instructors: Clare Brown Philip Brady	
Date: June 2013	
Scale: As Noted	
<b>P</b>	
<b>VE-019</b>	



<i>Project-</i> <b>VILLA LA ROTONDA</b>	
<b>3-D VIEW ROTONDO GALLERY</b>	
CORCORAN COLLEGE OF ART + DESIGN	
Designer: Jay Pastore	
Instructors: Clare Brown Philip Brady	
Date: June 2013	
Scale: As Noted	
<b>P</b>	
<b>VE-021</b>	

1 RIGHT ISOMETRIC EXTERIOR VIEW  
Sht-10 Scale: 3/32" = 1'-0"